



KEY FEATURES

- Energy saving – provides heat for a pre-determined time period.
- Extends Lamp Life.
- Soft-start/zero-voltage switch-off
- Low-cost
- Easy to install

TECHNICAL SPECIFICATIONS & INSTALLATION

Supply Voltage	230VAC +/- 10% 50 Hz
Switching Capacity	4kW Max.
Lamp On-Time	1 to 40 minutes
Current Consumption (control circuit)	50mA
Terminals	2.5mm ² Rising Clamp
Operating Temperature	-20 to 40°C
Protection Rating	IP65
Gland Diameter	Max Cable Entry 2.5mm ²
Enclosure Dimensions (W x L x H)	100x100x60 (mm)

Introduction

The Infresco-T 4kW is part of a family of controllers designed to provide energy saving when used with Quartz Infrared Halogen Lamps or other Heating and Lighting Products. The 'T' model switches the lamps on for a pre-determined time period of between 1 and 40 minutes.

The microcontroller-based unit incorporates zero-voltage switching and a soft-start function to eliminate the lamps' initial high inrush current – potentially increasing lamp life by as much as 30%. Installation of the unit is simple and once installed is relatively maintenance-free.

Installation

Important: Read carefully the following information before installing the unit.

The Infresco-T 4kW should be fixed securely using the four mounting holes accessible from the front of the unit. Remove the lid to access the mounting holes. To ease installation, a mounting template is provided on the next page to locate the 4 mounting hole centres.

IMPORTANT! The unit must be orientated with the cable glands facing down.

Wiring

It is recommended that installation and maintenance of this equipment should be done with reference to the current edition of the I.E.E. wiring regulations (BS7671) by suitably qualified/trained personnel. These regulations contain important requirements regarding safety of electrical equipment (for International Standards refer to I.E.C/ directive IEC950).

Warning! Isolate the mains supply before commencing any work on this unit. Ensure all earth wires are connected to maintain earth continuity to the lamp fittings.

The unit is fitted with two cable glands. Only one cable should be fitted per gland to prevent degrading the unit's IP rating. When fitting two lamps, refer to 'Wiring Diagram' for an alternative wiring configuration using a junction box.

The mains supply connects to the terminal block marked '**LINE**'. Connect the supply **LIVE** to the '**L**' terminal, **NEUTRAL** to the '**N**' terminal and **EARTH** to the '**E**' terminal.

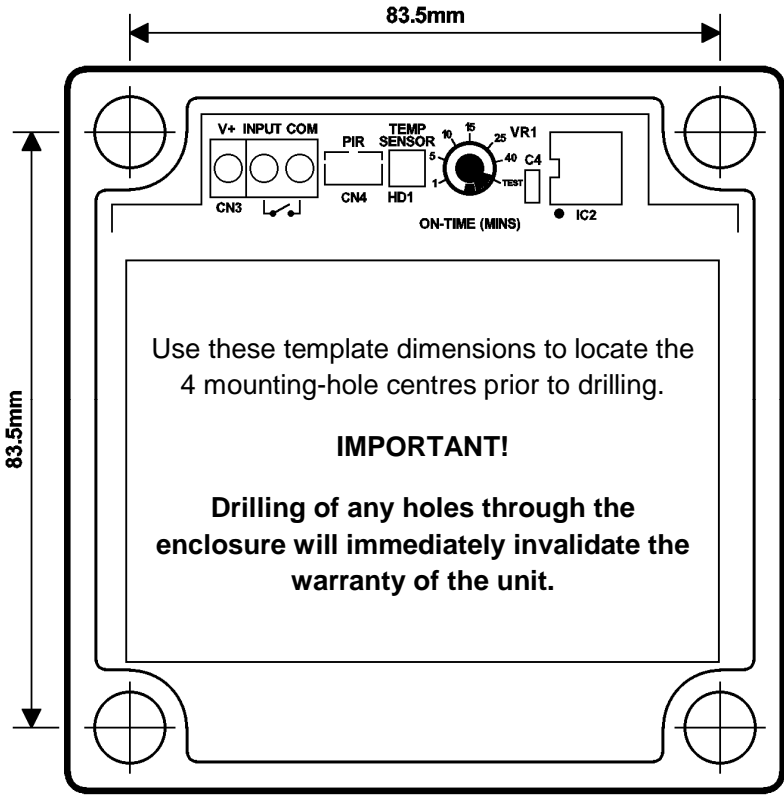
The lamps connect to the terminal block marked '**LOAD**'. Connect the load **LIVE** to the '**L**' terminal, **NEUTRAL** to the '**N**' terminal and **EARTH** to the '**E**' terminal. If two lamps are to be fitted they must be wired in parallel.

Check all wiring and make sure the cable glands are tightened.

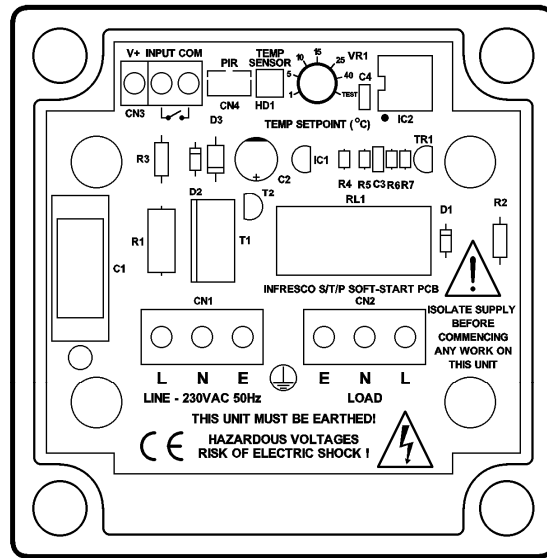
Commissioning

Set the on-time pre-set (VR1) to a time period of between 1 and 40 minutes. VR1 is located at the top of the printed circuit board as shown above. Replace the lid and switch on the mains supply to the unit. Press the push-button on the front of the unit to switch the lamps on.

MOUNTING TEMPLATE



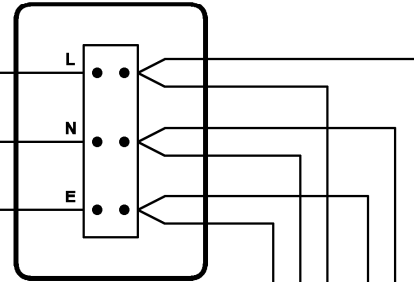
WIRING DIAGRAM



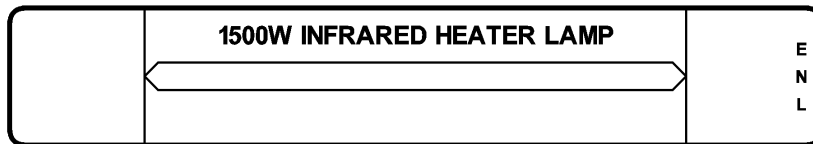
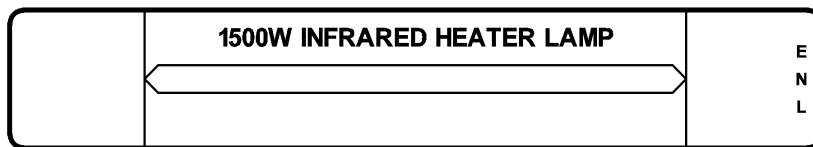
230VAC 50Hz SUPPLY
 LIVE
 NEUTRAL
 EARTH

SUPPLY CABLE SIZE: 2.5mm² Max.

IP65 JUNCTION BOX



Typical Load
2 x 1500W Infra-red Heater Lamps



RECOMMENDATION & SAFETY REQUIREMENTS

SUPPORTING DATASHEETS FOR PRODUCTS AND APPLICATIONS

Other documents, which may be appropriate for your applications, are available on request.

<u>CODE</u>	<u>IDENTITY</u>	<u>DESCRIPTION</u>
X10255	SRA	Safety requirements: Addressing the Low Voltage Directive (LVD) including, Thermal data/cooling, Live parts warning Earth requirements and Fusing recommendations.
	DoC	Declaration of Conformity (relating to a purchase order)
P01.1	COS	UAL Conditions of sale.

NOTE:

It is recommended that installation and maintenance of this equipment should be carried out by suitably qualified personnel, with reference to the current edition of the I.E.E. Wiring Regulations BS7671. The regulations contain important requirements regarding the safety of electrical equipment.

ELECTROSTATIC DISCHARGE (ESD)

This product range has been identified as requiring protection from electrostatic discharge (ESD). They include integrated circuits (IC's) that may be damaged or degraded if mishandled. They are much less vulnerable when built in-circuit and suitable and sufficient precautions are taken when being handled.

To address this matter, when the products are sold separately they are protected in an ANTI-STATIC polyethylene bag.

Appropriate care should be taken when handling the units for installation.

Further supporting data is available on request or on our website:- SWP05-06 – A guide to ESD



Not for general waste



PRODUCT APPLICATIONS

- Patio areas
- Smoking shelters
- Restaurants
- Warehouses
- Workshops
- Garden lighting



Southport Business Park, Wight Moss Way, Southport, PR8 4HQ

Tel +44 (0)1704 516500 Fax: +44(0)1704 516501
Email: sales@united-automation.com Web: www.united-automation.com