

## Infresco Remote Sensor



### Product Overview

The AX-TE-OT range of outside air temperature sensors are designed to interface with a wide variety of HVAC control equipment. Units are available with a high quality thermistor element or with an active linear output.

When properly installed, the sensor housing offers IP65 protection against water and particulate ingress. The element is mounted within a thermally conductive bead through the side of the housing in a weatherproof shield to ensure accurate measurement of external conditions.

### Features

- IP65 Housing (square and round options)
- Large Range of Sensor Options
- Accurate Sensing of External Temperature
- Direct Fixing, No Extra Brackets Required
- Manufactured From Flame Retardant ABS

### Product Specifications

#### Output:

- Passive: Range of two wire thermistor and PTC platinum elements providing variable resistance.  
Active - Current: 4-20mA representing -10°C to 40°C (unless specified otherwise)

#### Accuracy:





- Thermistor: +/- 0.2°C between 0°C and 70°C  
Platinum: +/- 0.35°C between 0°C and 100°C (PT100a and PT1000a)  
Active: +/- 0.1% of range

- Materials:** VO Rated Flame Retardant ABS  
**Terminals:** Rising Clamp for 0.5-2.5mm<sup>2</sup> Cable  
**Ambient Temp:** -40°C to 60°C  
**Dimensions:** 80 x 80 x 52mm  
**Country of Origin:** Canada

## UNITED AUTOMATION LTD

Southport Business Park  
Wight Moss Way  
Southport, PR8 4HQ  
ENGLAND

Tel: 0044 (0) 1704 – 516500  
enquiries@united-automation.com  
www.united-automation.com

   unitedautomationltd  UA\_Limited



# X10727 – IRS

## Infresco Remote Sensor

### Issue 2



#### Installation

The AX-TE-OT- sensor should be installed by a suitably qualified technician in conjunction with any guidelines for the equipment which it is to be connected to. Field wiring should be installed to satisfy the requirements set out by the manufacturer of the equipment that the sensor is being connected to. As a general rule, screened cable should be used to connect the sensor to a BMS or other controller. Please note that none of the AX-TE-OT- sensors are suitable for use with mains voltage.

The AX-TE-OT-E is designed to be fixed directly to an external wall using the lugs at the side of the housing. The type of fixing used will depend on the material that the sensor is being mounted on.

IMPORTANT NOTE: The AX-TE-OT-E MUST be installed out of direct sunlight. Installation on a north facing wall will give provide the best results.

#### Connection

##### Passive Sensors:

Passive sensors are polarity independant. Wires should be stripped and screwed into the two way terminal block in the main body of the sensor housing. Do not over-tighten the terminal screws as excessive force can cause damage to the terminal block and housing.

If screened cable is used, the shortest possible section of outer sheath should be removed to effect wiring. As there is no earth connection in the sensor, the screen must be connected to a functional earth elsewhere (often provided at the BMS or HVAC controller) in accordance with the instructions for the equipment that the AX-TE-OT- is to be connected to.

#### Trend Sensor Scaling

The following sensor scaling is for the AX-TE-OT-10K3A1 passive sensor. If using SET to configure the controller, the AX-TE-OT-10K3A1 has the same characteristics as a Trend Thermistor.

Prior to commissioning, ensure that the universal input jumper is set to T to accept a thermistor input.

If the sensor is being scaled manually the following information should be used for IQ2xx controllers with firmwire v2.1 and above and IQ3 series controllers. For scaling on older controllers, please refer to the engineering data in the Axio catalogue.

#### Sensor Type Module Settings

Set the sensor type scaling mode to 5 - characterise

Y=1	I1=2.641	O1=50
E=3	I2=3.47	O2=40
U=50	I3=4.46	O3=30
L=-5	I4=6.66	O4=10
P=6	I5=7.668	O5=0
	I6=8.102	O6=-5

#### Order Code

<b>State Part Number</b>	Infresco Local Sensor A84034
--------------------------	------------------------------



### UNITED AUTOMATION LTD

Southport Business Park  
Wight Moss Way  
Southport, PR8 4HQ  
ENGLAND

Tel: 0044 (0) 1704 – 516500  
enquiries@united-automation.com  
www.united-automation.com

unitedautomationltd UA\_Limited

